

## MBPCR024

## Salmonella Detection Kit (Real-Time)

### Description:

*Salmonella* is a gram-negative, rod-shaped, facultative intracellular pathogen. Salmonellae live in the intestinal tracts of warm- and cold-blooded animals. Some species are ubiquitous while other species are specifically adapted to a particular host.

In humans, *Salmonella* are the cause of two diseases called **salmonellosis: enteric fever (typhoid)**, resulting from bacterial invasion of the bloodstream, and **acute gastroenteritis** resulting from a foodborne infection/intoxication. People become infected mostly through contaminated water or foods, especially meat, poultry and eggs. Symptoms of salmonellosis include diarrhea, fever and abdominal cramps. The *Salmonella* infection may spread from the intestines to the blood stream, and then to other body sites and can cause death unless the person is treated promptly with antibiotics.

The *Salmonella* family includes over 2,300 serotypes of bacteria. *Salmonella enteritidis* and *Salmonella typhimurium* are responsible for over 50% of all human infections. The pathogenicity of the Salmonellosis infection will depend on the serovar involved. The gene that is used for the identification of *Salmonella* spp. is **fli C** gene which is conserved among *Salmonella* serotypes.

Specific and faster methods for detection of foodborne pathogens, such as real-time PCR, are the need of an hour. These techniques help to detect targeted pathogens quickly; this early and precise detection helps to take further actions.

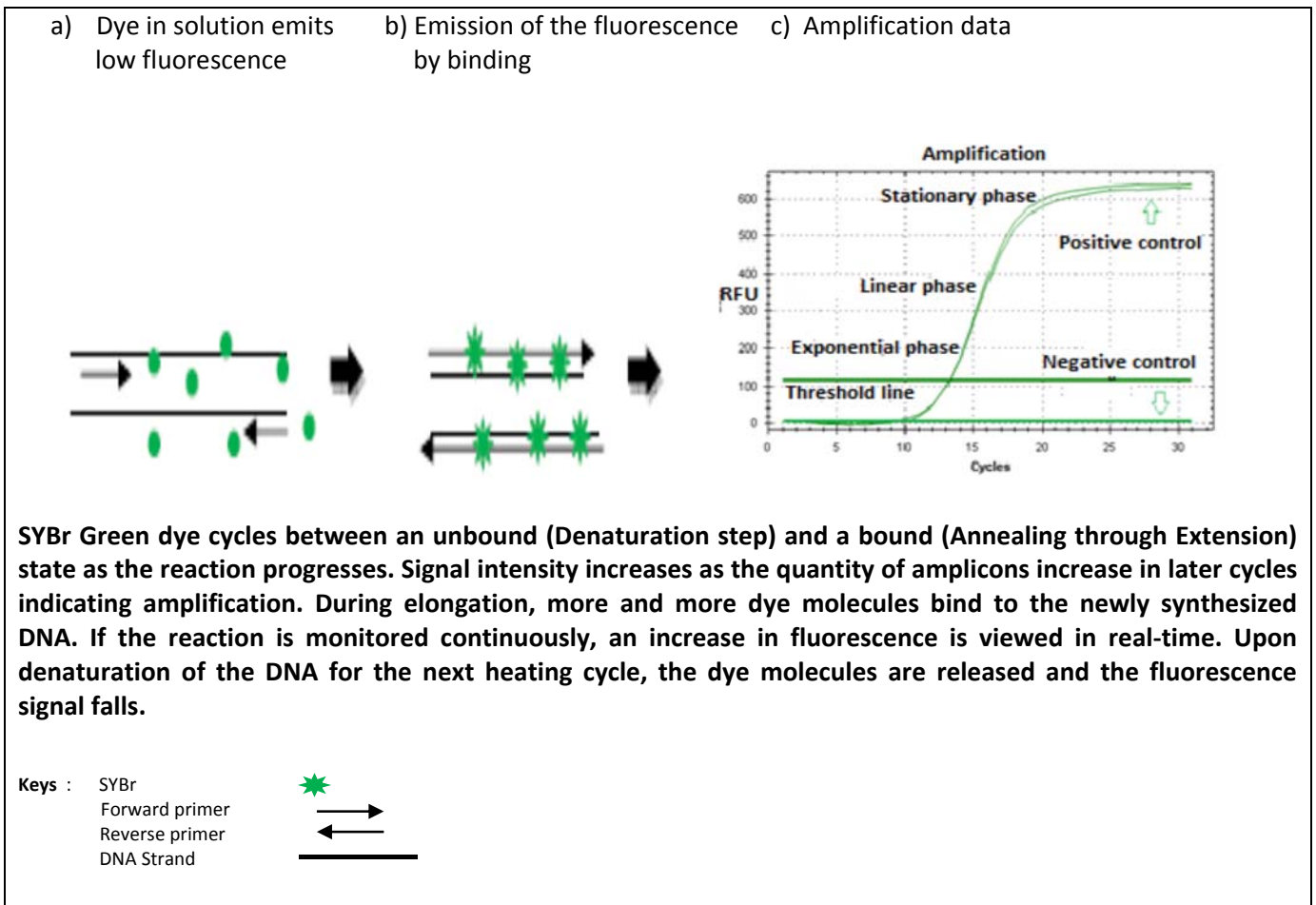
**NOTE: The Salmonella Detection Kit (Real-Time) is for *in vitro* use only.**

### Principle:

The Salmonella Detection Kit (Real-time) is designed for detection of specific sequence of **fliC** gene (620bp) of *Salmonella* spp. The **fli C** gene of *Salmonella* contains sequences unique to this genus and has been proved as a suitable PCR target with potential diagnostic application. This gene is recognized as an international standard for detection of *Salmonella* genus. Salmonella Detection Kit (Real-time) allows rapid, sensitive and specific detection of *Salmonella* spp.

Real-time Polymerase Chain Reaction, also called quantitative Polymerase Chain Reaction (qPCR) or kinetic Polymerase Chain Reaction, is a laboratory technique based on the principle of Polymerase Chain Reaction. This technique is used to amplify and simultaneously quantitate a targeted DNA sequence. Real-time PCR systems based on SYBr Green assays have increasingly been used for accurate, reliable detection and quantitation of various food-borne pathogens. HiMedia's Salmonella Detection Kit (Real-time) is one such SYBr green based qPCR technique which allows amplification of **fli C gene**.

**A) Diagrammatic representation of preferential binding of SYBr Green Dye to specific DNA fragments in real-time PCR.**



**Features:**

- Fast and simple
- Sensitive and specific results
- Guaranteed reproducible results
- Rapid detection of all relevant clinical pathogens

**Kit Contents:**

The provided PCR kit contains:

Components	Reagents provided for 10R (reactions)*	Reagents provided for 25R (reactions)*	Reagents provided for 50R (reactions)*
Hi-SYBr master mix (2X master mix containing SYBr Green, Assay buffer, Taq Polymerase, MgCl <sub>2</sub> , dNTPs) <b>(MBT074)</b>	150 µl	400 µl	700 µl
Primer Mix	25 µl	60 µl	120 µl
Nuclease free water <b>(ML065)</b>	1 ml	2 ml	4 ml

\* For a 20µl PCR reaction

### General Preparation Instructions:

- Before use, all PCR components should be completely thawed on ice (4°C).
- Perform the amplification reactions in a clean area, preferably in a biosafety cabinet.
- Use of aerosol barrier pipette tips is recommended to reduce contamination risks from extraneous DNA templates.
- Extract and store positive control sample (if used) separately from all other reagents to avoid contamination and add it to the reaction mix in a separate area.

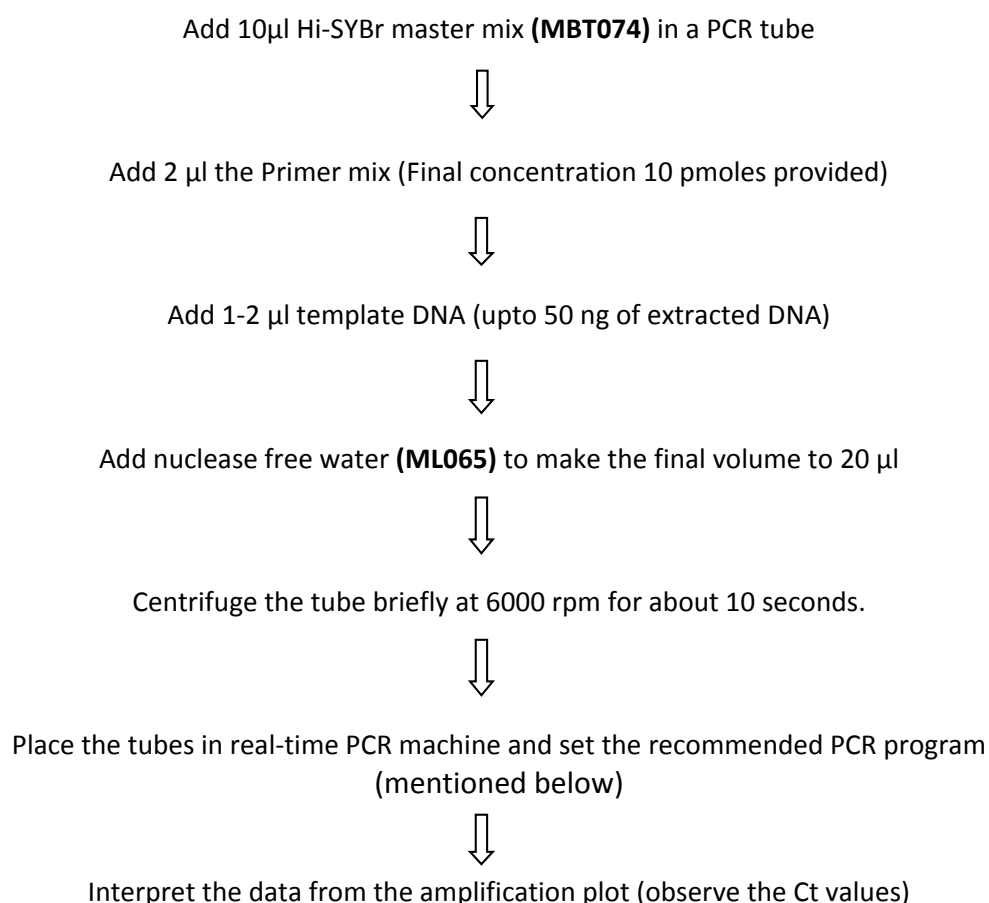
### Sampling and Handling:

#### Sample Preparation:

Various food, clinical and environmental samples and cultured bacteria are routinely examined.

For extraction and purification of pure bacterial DNA for high yield, perform the nucleic acid purification using HiMedia's **HiPurA™ Bacterial Genomic DNA Purification Kit (MB505)** as instructed in the protocol.

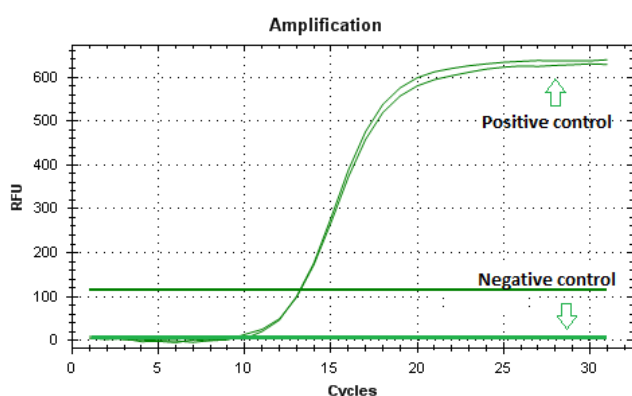
### Flow Chart for setting up PCR Reaction



### C. Recommended PCR program:

1. Initial denaturation : 95°C for 10 minutes
2. Cycling Parameters (No. of cycles: 30)
  - Denaturation : 95°C for 45 seconds
  - Annealing : 58°C for 30 seconds
  - Extension : 72°C for 30 seconds
3. Final Extension : 72°C for 10 minutes.

### Amplification Data:



Sr. No.	Sample	C <sub>t</sub> value
1	Negative control	N/A
2	1 µl of template DNA (amplicon of <i>Salmonella</i> spp)	13.18
3	1 µl of template (amplicon of <i>Salmonella</i> spp )	13.21

Figure: Data representing real-time amplification data of *Salmonella* spp. with C<sub>t</sub> values (provided in table)

**Sensitivity:** Detectable upto 100-1000 cfu / ml (mg).

### Storage:

The provided kit has a shelf-life of 6 months when stored at -20°C. Repeated thawing and freezing of PCR reagents should be avoided, as this may reduce the sensitivity. If reagents are to be used multiple times, we recommend storing reagents as aliquots to avoid repeated freeze and thaw. Degradation of sample DNA specimens can also reduce sensitivity of the assay. HiMedia does not recommend using the kit after the expiry date stated on pack.

### Quality Control:

Each lot of HiMedia's Salmonella Detection Kit (Real-time) is assayed for contaminating endonuclease, exonuclease and non-specific DNase activities. Functionally tested in DNA amplification.

### Troubleshooting Guide:

Sr.No.	Problem	Cause	Solution
1.	No amplification	Degraded samples	1. Check the integrity of DNA using agarose gel electrophoresis. 2. Use freshly prepared DNA to ensure the availability of intact template sequence for efficient amplification.
		Error in protocol setup	Verify that the correct reagent volumes, dilutions and storage conditions have been used.

2.	Variability between replicates	Error in reaction set-up	Prepare large volume master mix, vortex thoroughly and aliquot into reaction tubes.
		Air bubbles in reaction mix	Briefly centrifuge reaction samples/plate prior to running on a real-time PCR instrument.
		Pipetting error	C <sub>t</sub> values of replicates can show increased variation due to poor laboratory technique or imprecise pipettes.
3.	Amplification in negative control	Reagents contaminated	<ol style="list-style-type: none"> <li>1. Replace all critical solutions</li> <li>2. Repeat the analysis of all tests with fresh aliquots of critical reagents.</li> </ol>

### Safety Information

The Salmonella Detection Kit (Real-time) is for laboratory use only, not for drug, household or other uses. Take appropriate laboratory safety measures and wear gloves when handling.

### Product Use Limitation & Warranty

HiMedia guarantees the performance of Salmonella Detection Kit (Real-time) in the manner described in the product literature. The kit is designed, sold for research and for *in vitro* purposes only. No claim or representation is intended to provide information for the diagnosis, prevention or treatment of a disease.

All due care and attention should be exercised in the handling of the products. We recommend all users of HiMedia products to adhere to the NIH guidelines that have been developed for recombinant DNA experiments, or to other applicable guidelines.

### Technical Assistance

At HiMedia, we pride ourselves on the quality and availability of our technical support. For any kind of technical assistance, mail at [mb@himedialabs.com](mailto:mb@himedialabs.com).

PIMBPCR024\_O/0115

MBPCR024-01

### Disclaimer :

User must ensure of the product(s) in their application prior to use. Products conform solely to the information contained in this and other related HiMedia™ Publications. The information contained in this publication is based on our research and development work and is to the best of our knowledge true and accurate. HiMedia™ Laboratories Pvt Ltd reserves the right to make changes to specifications and information related to the products at any time. Products are not intended for human or animal diagnostic or therapeutic use but for laboratory, research or further manufacturing use only, unless otherwise specified. Statements contained herein should not be considered as a warranty of any kind, expressed or implied, and no liability is accepted for infringement of any patents.