


Phospho-GRK2(Ser29) Ab

Cat.#: AF2309
Size: 100ul,200ul


Concn.: 1mg/ml
Source: Rabbit

Mol.Wt.: 80kDa
Clonality: Polyclonal

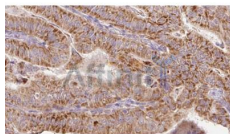
Application:	WB 1:500-1:2000, IHC 1:50-1:200
Reactivity:	Human,Mouse,Rat
Purification:	The Ab is from purified rabbit serum by affinity purification via sequential chromatography on phospho- and non-phospho-peptide affinity columns.
Specificity:	Phospho-GRK2(Ser29) Ab detects endogenous levels of GRK2.
Immunogen:	A synthesized peptide derived from human GRK2 around the phosphorylation site of Ser29.
Uniprot:	P25098
Subcellular Location:	Plasma membrane;
Tissue Specificity:	Expressed in peripheral blood leukocytes.
Similarity:	The PH domain binds anionic phospholipids and helps recruiting ADRBK1 from the cytoplasm to plasma membrane close to activated receptors. It mediates binding to G protein beta and gamma subunits, competing with G-alpha subunits and other G-betagamma effectors. Belongs to the protein kinase superfamily. AGC Ser/Thr protein kinase family. GPRK subfamily.
Storage Condition and Buffer:	Rabbit IgG in phosphate buffered saline , pH 7.4, 150mM NaCl, 0.02% sodium azide and 50% glycerol.Store at -20 °C.Stable for 12 months from date of receipt.



Western blot analysis of extracts from Ramos cells, using Phospho-GRK2(Ser29) Ab. Lane1 was treated with phospho-blocking peptide, Lane2 was treated with non-phospho-blocking peptide.



Western blot analysis of extracts from Ramos cells, using Phospho-GRK2(Ser29) Ab.



AF2309 at 1/100 staining Human thyroid cancer tissue by IHC-P. The sample was formaldehyde fixed and a heat mediated antigen retrieval step in citrate buffer was performed. The sample was then blocked and incubated with the Ab for 1.5 hours at 22°C. An HRP conjugated goat anti-rabbit Ab was used as the secondary.

IMPORTANT: For western blot, incubate membrane with diluted primary Ab in 5% w/v milk, 1X TBS, 0.1% Tween@20 at 4°C with gentle shaking, overnight.

For Research Use Only. Not for use in diagnostic and therapeutic procedures. Not for resale without express authorization.