



IRAK-1 Polyclonal Antibody

Cat #: ABP54919

Size: 30µl /100µl /200µl

Product Information

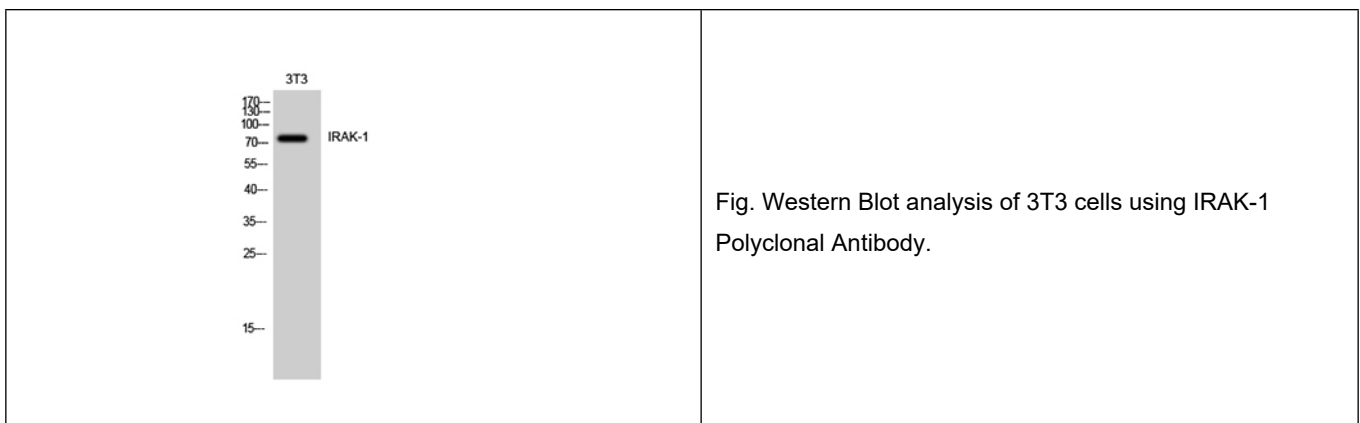
	Product Name: IRAK-1 Polyclonal Antibody		
	Applications: WB, IHC-P, ELISA		Isotype: Rabbit IgG
	Reactivity: Human		
REF	Catalog Number: ABP54919	LOT	Lot Number: Refer to product label
	Formulation: Liquid		Concentration: 1 mg/ml
	Storage: Store at -20°C. Avoid repeated freeze / thaw cycles.		Note: Contain sodium azide.

Background: IRAK1 encodes the interleukin-1 receptor-associated kinase 1, one of two putative serine/threonine kinases that become associated with the interleukin-1 receptor (IL1R) upon stimulation. This gene is partially responsible for IL1-induced upregulation of the transcription factor NF-kappa B. Alternatively spliced transcript variants encoding different isoforms have been found for this gene.

Application Notes: Optimal working dilutions should be determined experimentally by the investigator. Suggested starting dilutions are as follows: WB (1:500-1:2000), IHC-P (1:100-1:300), ELISA (1:20000). Not yet tested in other applications.

Storage Buffer: PBS containing 50% Glycerol, 0.5% BSA and 0.02% Sodium Azide.

Storage Instructions: Stable for one year at -20°C from date of shipment. For maximum recovery of product, centrifuge the original vial after thawing and prior to removing the cap. Aliquot to avoid repeated freezing and thawing.



Note: The product listed herein is for research use only and is not intended for use in human or clinical diagnosis. Suggested applications of our products are not recommendations to use our products in violation of any patent or as a license. We cannot be responsible for patent infringements or other violations that may occur with the use of this product.