



## NFκB-p65 Polyclonal Antibody

Cat #: ABP51952

Size: 30μl /100μl /200μl

### Product Information

	<b>Product Name:</b> NFκB-p65 Polyclonal Antibody		
	<b>Applications:</b> WB, IHC-P, ELISA		<b>Isotype:</b> Rabbit IgG
	<b>Reactivity:</b> Human, Mouse, Rat, Monkey		
<b>REF</b>	<b>Catalog Number:</b> ABP51952	<b>LOT</b>	<b>Lot Number:</b> Refer to product label
	<b>Formulation:</b> Liquid		<b>Concentration:</b> 1 mg/ml
	<b>Storage:</b> Store at -20°C. Avoid repeated freeze / thaw cycles.		<b>Note:</b> Contain sodium azide.

**Background:** NF-kappa-B is a ubiquitous transcription factor involved in several biological processes. It is held in the cytoplasm in an inactive state by specific inhibitors. Upon degradation of the inhibitor, NF-kappa-B moves to the nucleus and activates transcription of specific genes. NF-kappa-B is composed of NFKB1 or NFKB2 bound to either REL, RELA, or RELB. The most abundant form of NF-kappa-B is NFKB1 complexed with the product of RELA, RELA. Four transcript variants encoding different isoforms have been found for RELA.

**Application Notes:** Optimal working dilutions should be determined experimentally by the investigator. Suggested starting dilutions are as follows: WB (1:500-1:2000), IHC-P (1:100-1:300), ELISA (1:10000). Not yet tested in other applications.

**Storage Buffer:** PBS containing 50% Glycerol, 0.5% BSA and 0.02% Sodium Azide.

**Storage Instructions:** Stable for one year at -20°C from date of shipment. For maximum recovery of product, centrifuge the original vial after thawing and prior to removing the cap. Aliquot to avoid repeated freezing and thawing.

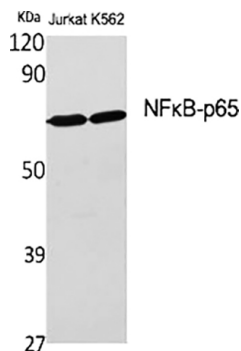


Fig.1. Western Blot analysis of various cells using NFκB-p65 Polyclonal Antibody diluted at 1:2000.




Fig.2. Western Blot analysis of COS7 cells using NFkB-p65 Polyclonal Antibody diluted at 1:2000.

**Note:** The product listed herein is for research use only and is not intended for use in human or clinical diagnosis. Suggested applications of our products are not recommendations to use our products in violation of any patent or as a license. We cannot be responsible for patent infringements or other violations that may occur with the use of this product.