



Cortactin (phospho Tyr466) Polyclonal Antibody

Cat #: ABP50501

Size: 30µl /100µl /200µl

Product Information

	Product Name: Cortactin (phospho Tyr466) Polyclonal Antibody		
	Applications: WB , IHC-P, IF, ELISA		Isotype: Rabbit IgG
	Reactivity: Human, Mouse, Rat, Monkey		
REF	Catalog Number: ABP50501	LOT	Lot Number: Refer to product label
	Formulation: Liquid		Concentration: 1 mg/ml
	Storage: Store at -20°C. Avoid repeated freeze / thaw cycles.		Note: Contain sodium azide.

Background: Cortactin, encoded by CTTN gene (formerly EMS1), was originally identified as a substrate of the Src kinase. It is a cytoskeletal protein that interacts with F-actin and Arp2/3 complex and plays an important role in regulation of actin assembly and cytoskeleton dynamics. Overexpression of cortactin increases cell migration, and is thought to contribute to the invasive phenotype of breast cancer and several other tumors. Three isoforms of cortactin exist due to the alternative splicing.

Application Notes: Optimal working dilutions should be determined experimentally by the investigator. Suggested starting dilutions are as follows: WB (1:500-1:2000), IHC-P (1:100-1:300), IF (1:200-1:1000), ELISA (1:20000). Not yet tested in other applications.

Storage Buffer: PBS containing 50% Glycerol, 0.5% BSA and 0.02% Sodium Azide.

Storage Instructions: Stable for one year at -20°C from date of shipment. For maximum recovery of product, centrifuge the original vial after thawing and prior to removing the cap. Aliquot to avoid repeated freezing and thawing.

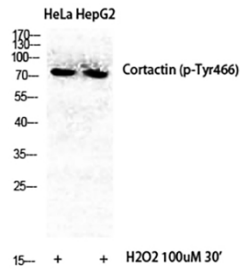


Fig.1. Western Blot analysis of various cells using Phospho-Cortactin (Y466) Polyclonal Antibody diluted at 1:500.




Fig.2. Western Blot analysis of 293 cells using Phospho-Cortactin (Y466) Polyclonal Antibody diluted at 1:500.

Note: The product listed herein is for research use only and is not intended for use in human or clinical diagnosis. Suggested applications of our products are not recommendations to use our products in violation of any patent or as a license. We cannot be responsible for patent infringements or other violations that may occur with the use of this product.